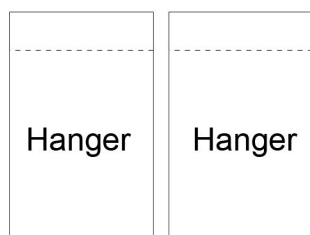
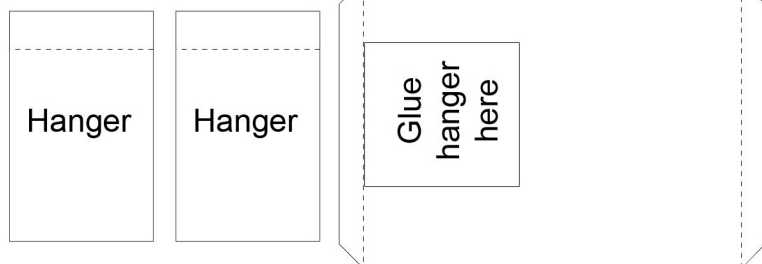
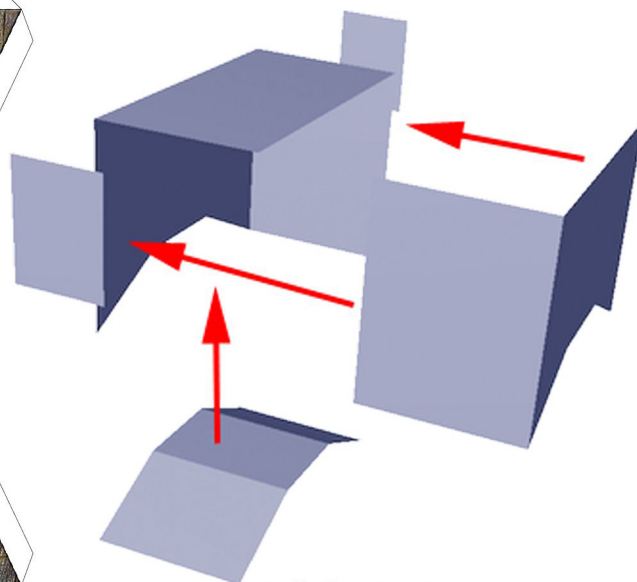


Side 1



Underside



ASSEMBLY

1. Fold roof down and glue.
2. Glue side 2 to side 1 and roof.
3. Glue underside to assembly.
4. Fold tabs on hangers and glue, then two hangers together tab to tab. You will have a Two sided hanger with the space of the two tabs in between.
5. Glue a hanger to each end. Space each so it projects above the bridge by the width of the tabs.
6. Slide the hangers over the walls of two buildings, then put the roofs on the buildings.

